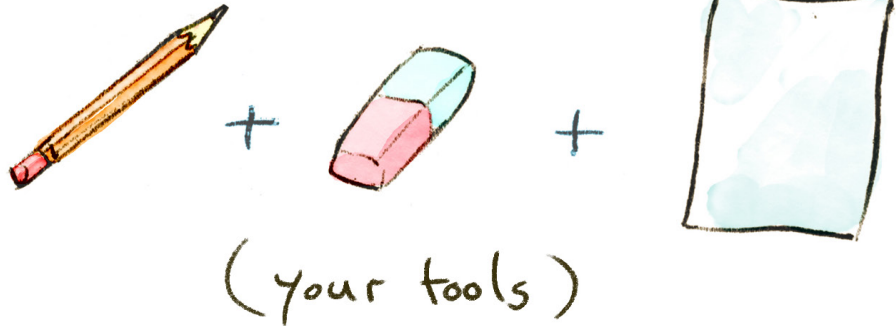


How to draw a cat



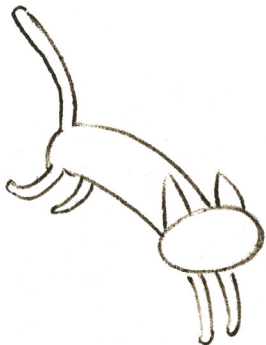
1- Start with a squished circle and two triangles for the ears.




2- Add a long tube for the body.



3- Add two skinny tubes to the front and two skinny tubes to the back. Now add one long tube to the end of the body. You have legs and a tail!



4- For the finishing touches, put the face, whiskers, stripes and claws.



5- Add some color to your cat.

Now your cat is ready to explore!

